

## MANUFACTURE

The frame is constructed using beech and birch timber combined with birch plywood - fixed using PVA glue.

The product is then covered with a combination of recon-foam (recycled) and a high quality polyurethane foam.

Upholstered using top-stitch details with the option of a contrasting show thread.

The table top is furniture grade birch plywood with a HPL face and a lacquered exposed edge detail.

The steelwork is powdercoated to a gloss black finish.

## SPECIFICATION

### *Fabric*

- Single colour upholstery is available
- 2 colour upholstery is offered with no additional charges

### *Steelwork*

- The steelwork is finished in black as standard
- Other colours are available but a surcharge may apply

### *Table-top*


- The table top is furniture grade plywood finished with a White/Grey/Black HPL as standard
- Edge banded MDF is also available
- Other colours are available but a surcharge may apply

### *Lights*


- LED lights can be built in to the roof

### *Power*

- Power units can be built into the seatboxes



# THE BEA COLLECTION




## OPTIONS




Bea - 2 seat Den

L 2100  
D 750  
H 2150  
SH 450



Bea - 4 seat Den

L 2100  
D 1200  
H 2150  
SH 450




Bea - 6 seat Den

L 2100  
D 1800  
H 2150  
SH 450



Bea - 2 seat Den with wall

L 2100  
D 800  
H 2150  
SH 450



Bea - 4 seat Den with wall

L 2100  
D 1250  
H 2150  
SH 450



Bea - 6 seat Den with wall

L 2100  
D 1850  
H 2150  
SH 450