

RADIUS

O F F I C E

axxessplus



Frameless, 'perfectly-flush', through-desk access port, the axxessPLUS represents the top-of-the range in through desk units.

Developed to satisfy the most discerning desk-user, axxessPLUS maintains the superb finish of the most luxurious desks, whilst providing easy access to power and data services.

Available with two doors or one door with brush strip. Finishes available in silver naturally anodised aluminium or recessed naturally anodised aluminium to accept a suitable veneer.



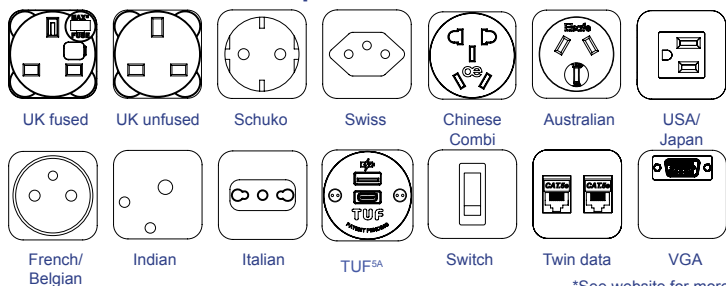
USPs

- Available with one or two doors
- Frameless & perfectly flush
- Cable guides at either end guide cables to lip to avoid damage
- BS6396 compliant (where applicable)
- Fits into desk/tables with a thickness of 20-34mm
- Available with power sockets from different nationalities



technical

Common Modular Components*

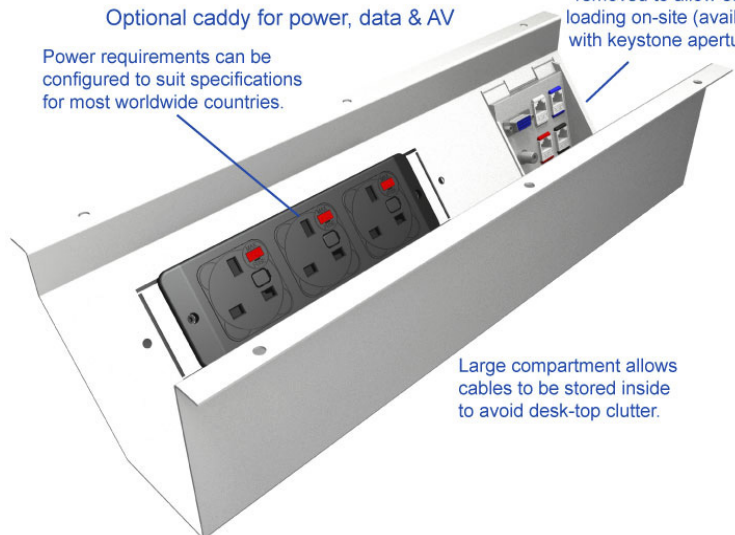


*See website for more

Data cartridge can be removed to allow easier loading on-site (available with keystone apertures)

Optional caddy for power, data & AV

Power requirements can be configured to suit specifications for most worldwide countries.



Large compartment allows cables to be stored inside to avoid desk-top clutter.

Features

axcessPLUS and axcessPLUS single lid can both be utilized as simple but elegant ports to complement the table surface. Both options are available in silver/ aluminium or recessed to allow the customer to apply a veneer (0.5 - 0.8mm) of their choice.

Power and Data configuration (if applicable)

Power only / Data only / Combined (Power & Data/AV)
Segregation between Power and Data/AV in combined axcessPLUS units.

Fusing: (to enable compliance to BS6396)

5 x 20mm anti-surge ceramic fuses, with colour-coded fuseclips to denote the rating (3.15A/5A).

Insulation:

Re-inforced insulation.

Testing:

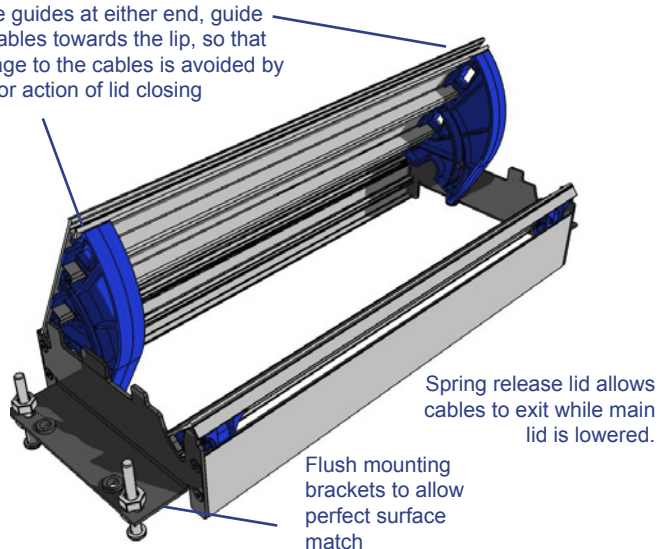
100% testing - continuity, polarity, insulation & earth.

Fitting:

Please see website for more details on axcessPLUS fitting instructions.

axcessPLUS features

Cable guides at either end, guide the cables towards the lip, so that damage to the cables is avoided by scissor action of lid closing

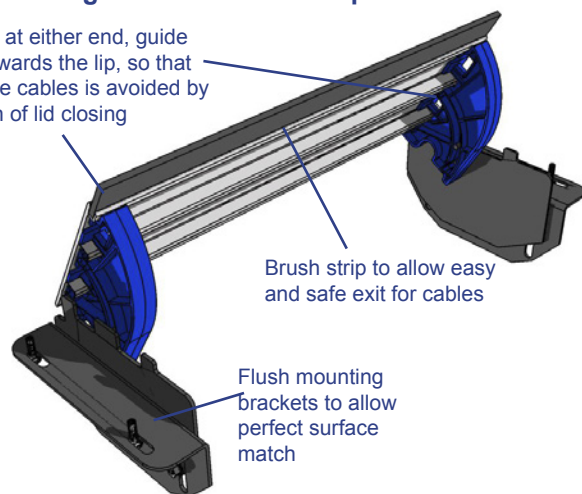


Spring release lid allows cables to exit while main lid is lowered.

Flush mounting brackets to allow perfect surface match

axcessPLUS single lid with brush strip features

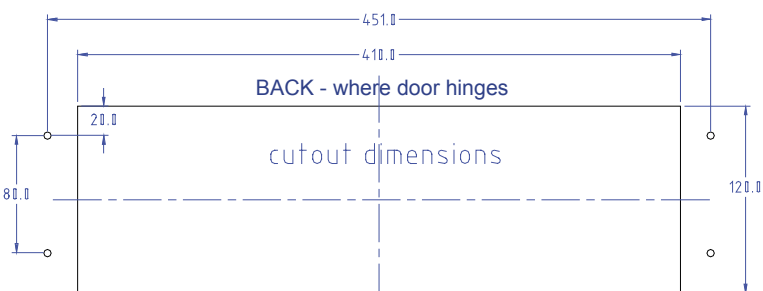
Cable guides at either end, guide the cables towards the lip, so that damage to the cables is avoided by scissor action of lid closing



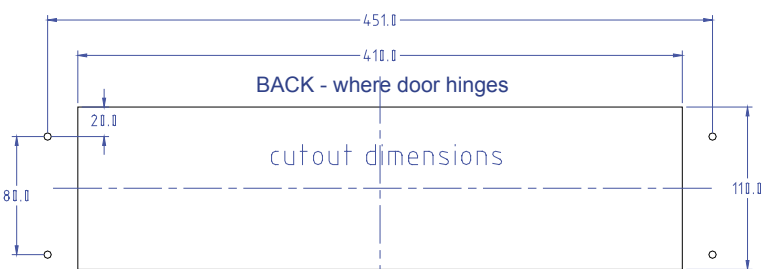
Brush strip to allow easy and safe exit for cables

Flush mounting brackets to allow perfect surface match

axcessPLUS dual lid cutout and fixing details



axcessPLUS single lid cutout and fixing details



axcessPLUS desk thickness axcessPLUS single desk thickness

